



# Tips for Virtual Networking Platform

# (1) Virtual Networking Platform




- The virtual networking platform will be available **from 9:00AM on April 24th, 2023 to 11:59PM on May 23rd, 2023**, with all times listed in Taipei Time (GMT+8).
- **Step 1:** Access the Virtual Networking Platform at <https://expo.itri.org.tw/2023VLSITSADAT/Program/Agenda>

The screenshot displays a session titled "D4 - AI and Security Chips" at 1:40 PM in Ballroom C. A red arrow labeled "Step 1" points to a "View More" button. To the right, a speaker profile for Deepak Kulkarni, AMD Inc., is shown for a session titled "J5-1 Heterogeneous Integration with 3D Chiplets" at 1:40 PM~2:15 PM. A red arrow labeled "Step 2" points to a "View Presentation" button, which is highlighted with a red box.

- **Step 2:** Please login with your email and registration number (please refer to your registration notice letter).

## (2) Live Sessions (4/18-4/20)

- Participants can view the live sessions online at <https://expo.itri.org.tw/2023VLSITSADAT/Program/Agenda>
- **Live Sessions:**
  - Opening & Award Ceremony
  - Plenary sessions (J1, J3, J6)
  - Joint Special Sessions (J2, J5)
  - Luncheon Keynote (J4)
  - Special Sessions (T6, T10)

- Step 1: Click  to browse the Live sessions.
- Step 2: Click  and login with your email and registration number.
- Step 3: After clicking , the page will lead you to “Teams”, click on “Teams “ and the page will load the live session.

